




# Technical Data Sheet

## 5.0mm Multi-Color Round Type LED Lamps

### 339-1SRVGW/S150/F14-20

#### Features :

- Two chips are matched for uniform light output, wide viewing angle
- Long life-solid state reliability
- I.C. compatible/Low power consumption



#### Descriptions :

The 339-1 LED lamp contain two integral chips and is available as both bicolor and bipolar types.

The Super Red and Green light is emitted by diodes of GaAlAs and GaP respectively.

Type of bipolar lamps are both White Diffused and Color Diffused while the bicolor are White Diffused

#### Applications :

- TV set
- Monitor
- Telephone
- Computer

PART NO.	Chip		Lens Color
	Material	Emitted Color	
339-1SRVGW/S150/F14-20	GaAlAs	Super Red	White Diffused
	GaP	Green	

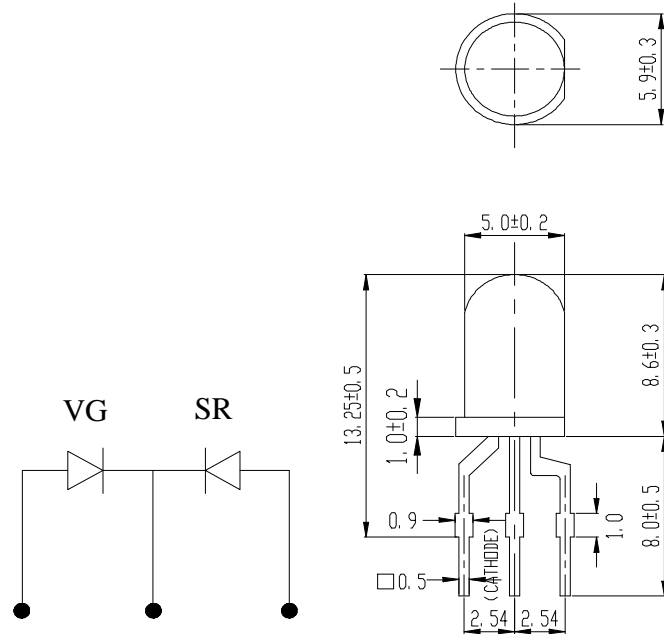


# Technical Data Sheet

## 5.0mm Multi-Color Round Type LED Lamps

### 339-1SRVGW/S150/F14-20

#### Package Dimensions



**Notes:** 1. All dimensions are in millimetres

2. An epoxy meniscus may extend about 1.5mm(0.059") down to the lead.

3. Tolerances unless Dimension  $\pm 0.25$ mm.

#### Absolute Maximum Ratings at $T_a = 25$

Parameter	Symbol	Rating	Unit
Forward Current	$I_F$	SR 40	mA
		VG 30	
Operating Temperature	$T_{opr}$	-40 to +85	
Storage Temperature	$T_{stg}$	-40 to +100	
Soldering Temperature	$T_{sol}$	$260 \pm 5$	
Power Dissipation	$P_d$	SR 110	mW
		VG 100	
Peak Forward Current	$I_F(\text{Peak})$	SR 180	mA
		VG 160	
Reverse Voltage	$V_R$	5	V

Note: \*1: $I_F$  Conditions --Pulse Width 1msec and Duty 1/10.

\*2:Soldering time 5 seconds.



## Technical Data Sheet

### 5.0mm Multi-Color Round Type LED Lamps

#### **339-1SRVGW/S150/F14-20**

#### **Electro-Optical Characteristics (Ta=25 )**

Parameter	Symbol		Min.	Typ.	Max.	Unit	Condition
Luminous Intensity	I <sub>v</sub>	SR	25.0	63.0	/	mcd	I <sub>F</sub> = 20 mA
		VG	25.0	40.0	/		
Viewing Angle	2 1/2		/	50	/	deg	I <sub>F</sub> = 20 mA
Peak Wavelength	p	SR	/	660	/	nm	I <sub>F</sub> = 20 mA
		VG	/	570	/		
Dominant Wavelength	d	SR	/	643	/	nm	I <sub>F</sub> = 20 mA
		VG	/	571	/		
Spectrum Radiation Bandwidth		SR	/	20	/	nm	I <sub>F</sub> = 20 mA
		VG	/	30	/		
Forward Voltage	V <sub>F</sub>	SR	1.5	1.7	2.4	V	I <sub>F</sub> = 20 mA
		VG	1.7	2.1	2.4		
Reverse Current	I <sub>R</sub>		/	/	10	μ A	V <sub>R</sub> = 5 V



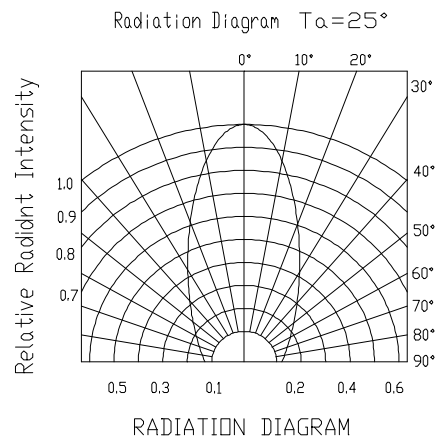
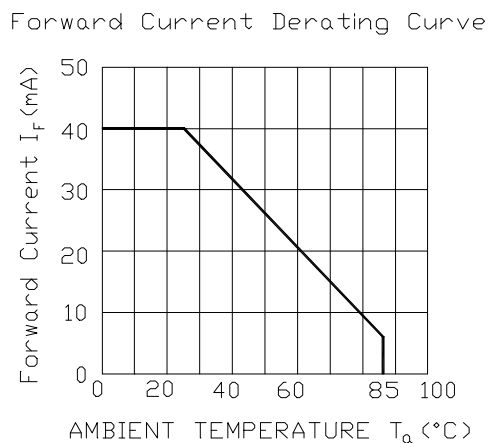
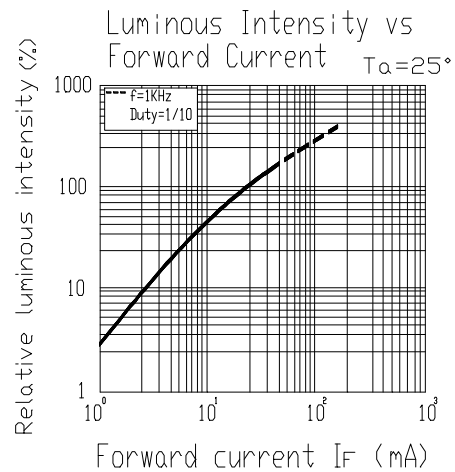
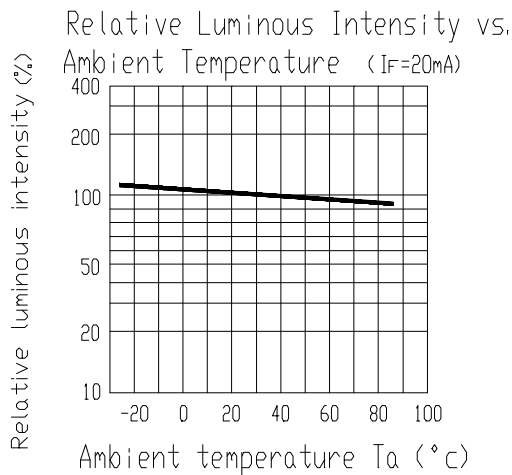
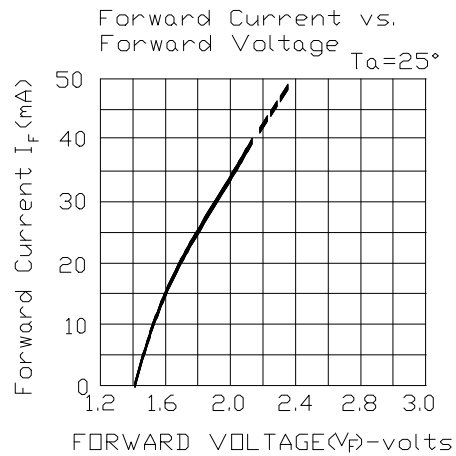
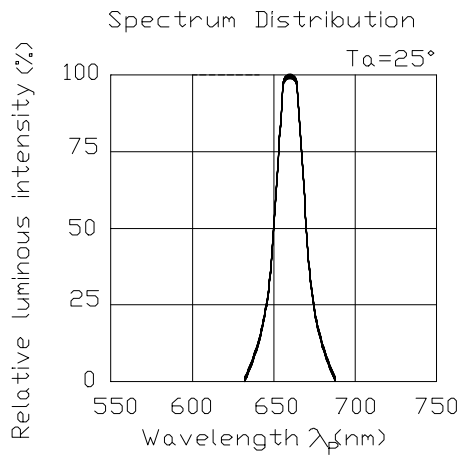
# Technical Data Sheet

## 5.0mm Multi-Color Round Type LED Lamps

### 339-1SRVGW/S150/F14-20

#### Typical Electro-Optical Characteristic Curves:

(SR)



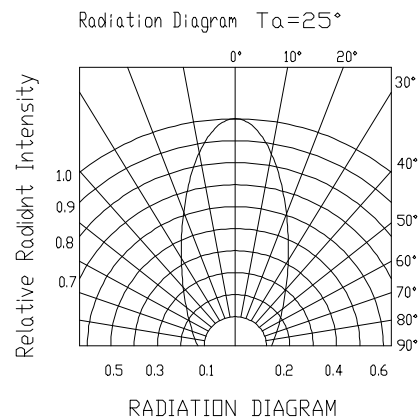
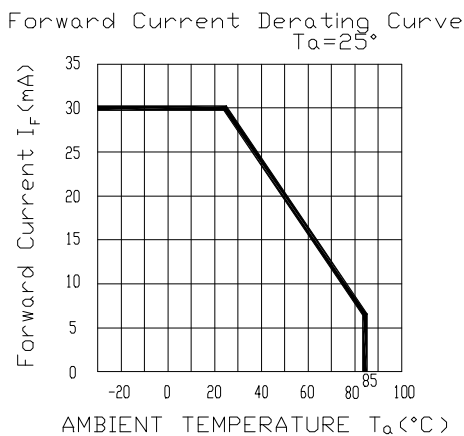
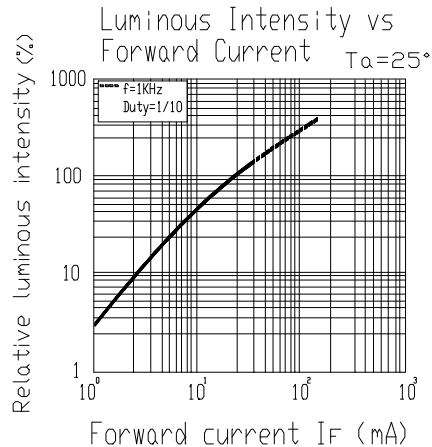
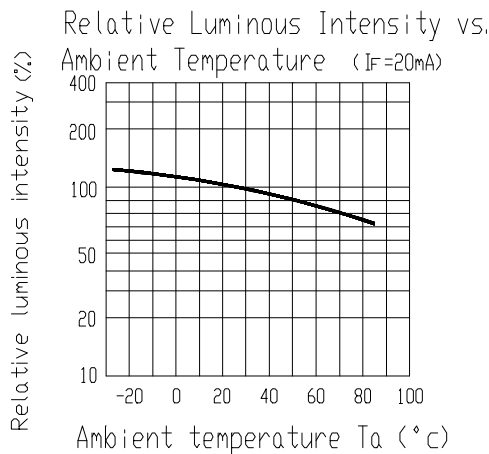
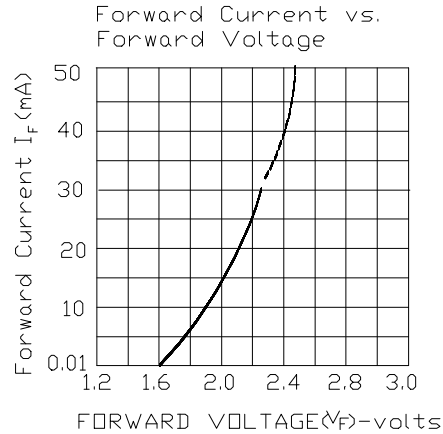
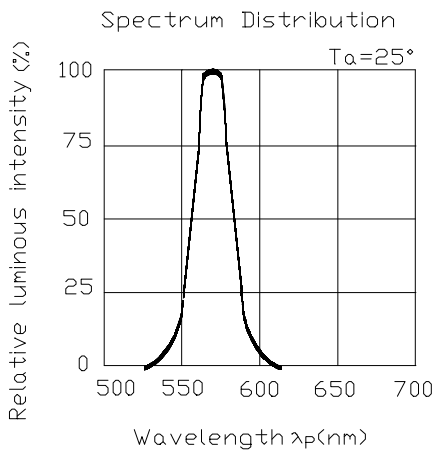


# Technical Data Sheet

## 5.0mm Multi-Color Round Type LED Lamps

### 339-1SRVGW/S150/F14-20

#### Typical Electro-Optical Characteristic Curves:





Technical Data Sheet  
5.0mm Multi-Color Round Type LED Lamps

**339-1SRVGW/S150/F14-20**

Reliability test items and conditions:

NO	Item	Test Conditions	Test Hours/Cycle	Sample Size	Ac/Re
1	Solder Heat	TEMP : 260 ± 5	10 SEC	76 PCS	0/1
2	Temperature Cycle	H : +100 15min 5 min L : -40 15min	300 CYCLES	76 PCS	0/1
3	Thermal Shock	H : +100 5min 10 sec L : -10 5min	300 CYCLES	76 PCS	0/1
4	High Temperature Storage	TEMP : 100	1000 HRS	76 PCS	0/1
5	Low Temperature Storage	TEMP : -40	1000 HRS	76 PCS	0/1
6	DC Operating Life	TEMP : 25 I <sub>F</sub> = 20mA	1000 HRS	76 PCS	0/1
7	High Temperature / High Humidity	85 / 85% RH	1000 HRS	76 PCS	0/1



# Technical Data Sheet

## 5.0mm Multi-Color Round Type LED Lamps

**339-1SRVGW/S150/F14-20**

### Packing Quantity Specification

1.1000PCS/1Bag , 6Bags/1Box

2.10Boxes/1Carton

### Label Form Specification

EVERLIGHT

CPN:

P/N:



339-1SRVGW/S150/F14-20

QTY:



LOT NO: EL

CAT:

HUE:

REF:

CPN: Customer's Production Number

P/N : Production Number

QTY: Packing Quantity

CAT: Ranks

HUE: Peak Wavelength

REF: Reference

LOT No: Lot Number

MADE IN TAIWAN: Production Place

MADE IN TAIWAN

### Notes

1. Above specification may be changed without notice. EVERLIGHT will reserve authority on material change for above specification.
2. When using this product, please observe the absolute maximum ratings and the instructions for using outlined in these specification sheets. EVERLIGHT assumes no responsibility for any damage resulting from use of the product which does not comply with the absolute maximum ratings and the instructions included in these specification sheets.
3. These specification sheets include materials protected under copyright of EVERLIGHT corporation. Please don ' t reproduce or cause anyone to reproduce them without EVERLIGHT ' s consent.

EVERLIGHT ELECTRONICS CO., LTD.

Office: No 25, Lane 76, Sec 3, Chung Yang Rd,

Tucheno Tainzi 236 Taiwan R O C

Tel: 886-2-2267-2000, 2267-9936

Fax: 886-2267-6244, 2267-6189, 2267-6306

http://www.everlight.com